

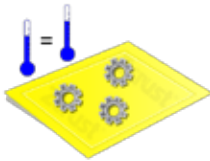
## How to Use Sheets and Bags




Always wear clean and dry gloves before handling metal parts.



Pack only clean and dry parts.



Pack parts when they are at current room temperature.



Avoid direct contact with wood, paper or cardboard. Cover intermediate layers with Zerust®.



Insert Zerust® material as interleave to provide additional protection in tightly packed areas.



Trap vapor around metal parts by tightly closing and sealing packs and bags using tape, zip ties or other air tight seal.

## Zerust® Product Line-Up


### ICT® 400 Series: Packaging Papers



### ICT® 700 Series: Additives & Coatings



### ICT® 500 Series: Packaging Films



### ICT® 600 Series: Rust Removers



### ICT® 800 Series: Diffusers and Capsules



Contact Us:  
Zerust® Online Store  
[orders@shopzerust.com](mailto:orders@shopzerust.com)  
1-888-ZERUST1

#### Warranty Information:

We guarantee this product conforms to production specifications and was made in accordance with documented ISO 9001 and ISO 14001 Quality Procedures. We expressly disclaim responsibility for its use. We make NO WARRANTY OF ANY KIND, EXPRESSED OR IMPLIED, as to the effects of use (including, but not limited to, damage or injury) or the results to be obtained, whether or not used in accordance with the directions. Buyer/user agrees that, if product proves to be defective, Seller's obligation shall be to replace or refund the purchase price of such product at Buyer's option. Seller shall not be liable in tort or contract for any loss or damage, incidental or consequential.

©2010 Northern Technologies International Corporation (NTIC). All Rights Reserved.  
NTIC is the owner of the following trademarks: NTI®, NIC®, ZERUST®, The ZERUST People®, MATCH TECH®, Cor-Tab®, Plastabs®, ICT®, COR-SCP, Z-CIS and the Color "Yellow". EXCOR®, VALENOP®, ABRIGO® and UNICO® are registered trademarks of EXCOR GmbH, a Joint Venture Partner of NTIC.



# Zerust®

## How to Use Zerust® Corrosion Solutions



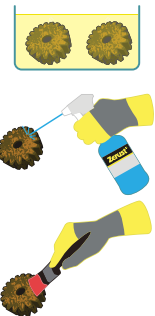
# CLEAN

## How to Use Rust Removers

Use wire brush to remove loose scale if present.



Immerse, spray-on or brush-on product according to product instructions.



Wait recommended amount of time recommended by product depending on rust level.



Using a sponge or clean rag remove dissolved rust.



OPTIONAL: Using deionized water rinse part.



Dry thoroughly with a clean cloth.



Keep your part clean and rust free in shipping or storage with additional protection from Zerust® bags.



# PROTECT


## How to Use Rust Inhibiting Coatings

Wear correct protective gear and gloves. Start with a clean and dry part.



Coat the part evenly on all surfaces by immersing, spraying or brushing on coating.

Dip/Immersion



Spray




Brush, Roller or Wipe On



Drip or hang-dry part until no dripping liquid is noted.

Keep your part clean and rust free in shipping or storage with additional protection from Zerust® bags.



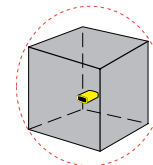
# STORE

## How to Use Diffusers and Capsules

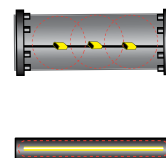
Remove diffuser from packaging and mark installation date.



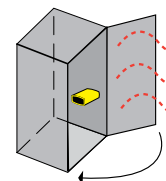
Center the capsule in the area you wish to protect. If this is not possible place the capsule on the side of the enclosure or use multiple capsules in opposite corners.



For small to large pipes and barrels. Insert Zerust tubing and strips and tightly cap the space.



Securely close container.



Corrosion Protection Tip: It is essential to restrict airflow. Airflow removes protective vapor barrier from the space faster than it can be released from the diffuser.